



IDODOLL

Silicone Doll User Guide

Thank you for choosing **IDODOLL**

The IDODOLL brand was established in April 2023. With profound industry experience, the founder has formed a creative team consisting of outstanding industry chain managers, professional technical engineers, skilled engravers, aesthetic makeup artists, and experienced craftsmen. Each team member has at least 5 years of industry experience.

Based on high quality and innovation, IDODOLL uses top-level silicone materials, strictly controls production quality, and is committed to developing and producing high-quality silicone dolls for doll lovers.

Thank you for your support and trust in IDODOLL. This description is intended to help you fully understand and experience our products. I hope you can get a brand new sex doll experience from IDODOLL.

Contact Us:

Email: service@idodoll.com

Follow Us On:

Website: <https://www.idodoll.com/>

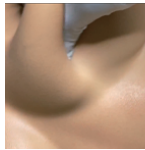
Product Overview

When you choose us, you're choosing more than just a sex doll; you're choosing warmth, companionship, and the fulfillment of your desires. Our products are the most intimate secret of your life, the most sincere expression of your emotions because every moment is worth cherishing.



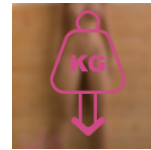
Realistic Skin Texture

Craftsmen with exceptional skills spend three months meticulously replicating human skin texture on each doll, achieving a 1:1 likeness. This level of detail requires immense patience, making the high costs seem trivial by comparison. Up close, you'll be amazed by the ultra-fine textures; from a distance, the smooth, rubbery look disappears, bringing it closer to reality. No other sex dolls with full skin texture can match




Super Softness

While many silicone dolls feel hard and rubbery, IDODOLL stands apart. The rigidity in silicone dolls isn't just about the softness of the material; it's also tied to deeper design and internal layering techniques. From the outset, we avoided most design pitfalls that lead to hardness. By utilizing cutting-edge internal layer technology and ultra-soft silicone, we created dolls with industry-leading



Super Lightweight

Weight is a major concern for many doll enthusiasts, and it is for us too! We've explored nearly all advanced lightweight technologies in the industry. After comparison, we adopted the top-tier 4.0 lightweight technology, achieving an additional reduction of 8-12 KG while maintaining softness. For example, our 167 cm voluptuous model weighs around 39 kg, while similar models using standard lightweight



Top-notch Makeup

We take great pride in our makeup! Our makeup artists are industry leaders—not factory workers—but true professionals with art degrees and a passion for perfection. They've been setting trends in the industry for years. We spare no expense in using the finest pigments, handcrafted eyes, and the best wigs. Quality and effect come first; cost and profit are secondary. We break conventions and pursue beauty without being limited by industry norms or what others do.



Realistic Oral Feature

All our products come standard with a realistic oral feature! Why? Just like real people, dolls should have this feature to enhance realism.

Included with every purchase

Included with every purchase:



1x IDODOLL Doll body



1x IDODOLL Doll head



1x Wig (according to order)

Accessories



1x Underwear
(random color)



1x Brush for powdering



1x Ring



1x Cleaning device



1x Comb



1x White gloves
for handling

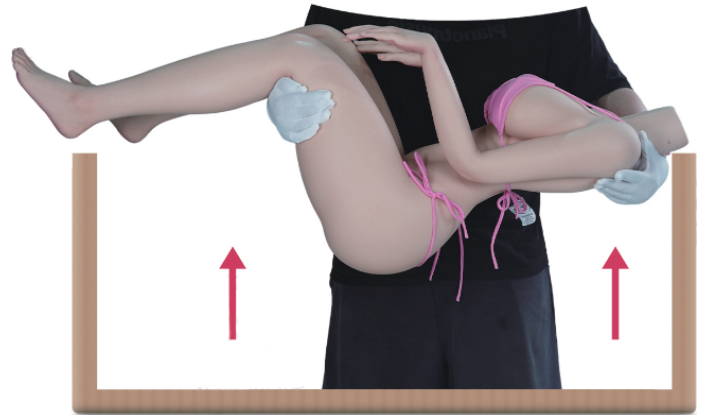
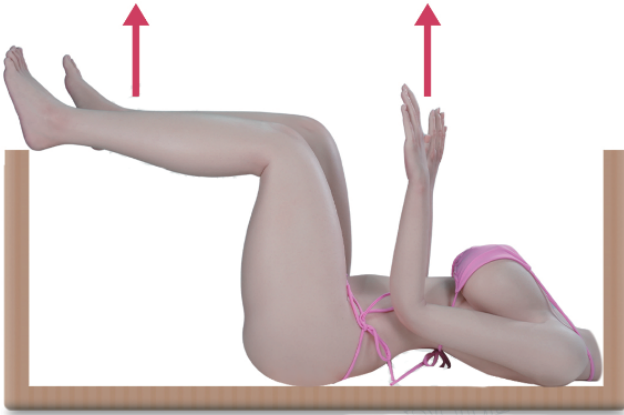


1x Comb

Disclaimer: The gifts provided by this brand to customers are for reference only. The actual gifts received may differ from the images shown. Due to objective factors such as purchase batches, packaging specifications, and production processes, the gifts may vary in color, appearance, size, and packaging style. However, the quality and main functionality of the gifts will always remain consistent.

Unboxing the doll

1. On receipt of the package, please follow the instructions on the packaging to ensure that the doll is lying face up!
2. Remove the protective foam and accessories from the packaging.
3. Lift the doll using a bridal carry, with one arm around her back and the other supporting behind her knees for gentle and secure support. Before lifting, please raise the doll's arms upward to prevent the fingers from accidentally damaging the doll.
4. Please be careful not to wear hard objects such as watches; please be careful to protect the doll's fragile parts such as fingers and toes.



IDODOLL Assembly

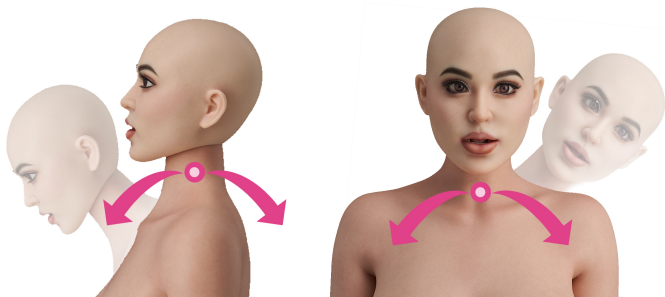
For safe and efficient transportation, the doll's head is separated from the body. You need to connect the doll's head to make the doll fully assembled. This process is very simple. First, screw the screw into the doll's head, then align the doll's head with the body and turn it clockwise to tighten. When aligning, be careful to avoid the two layers of skin sticking to each other.



IDODOLL Movement Range

Our dolls are made mainly of silicone and supported by a sturdy metal skeleton. These materials are highly environmentally friendly and are known for their excellent durability. The doll has a large number of joints throughout its body, allowing it to pose in a variety of human-like postures. The following figure shows the distribution of the doll's joints throughout its body, which can be used as a reference

Neck



The doll's head is attached to the body with a metal connector, allowing the neck to bend forward, backward, and side to side. To avoid spine defect, the head-lifting and head-bowing forward and backward should not exceed 45 degrees and the head-swaying to the right and left should not go beyond 45

Shoulder



Our silicone dolls are equipped with the EVO skeleton, which includes shruggable shoulders for more natural and varied arm and shoulder poses. The shoulders support upward and inward shrugs.

Arm



The doll's arms can bend and straighten, rotate inward and outward, and move in circular motions. These movements must be handled with care, as too much force or going outside the normal range may result in damage such as tears or creases.

Wrist & Finger



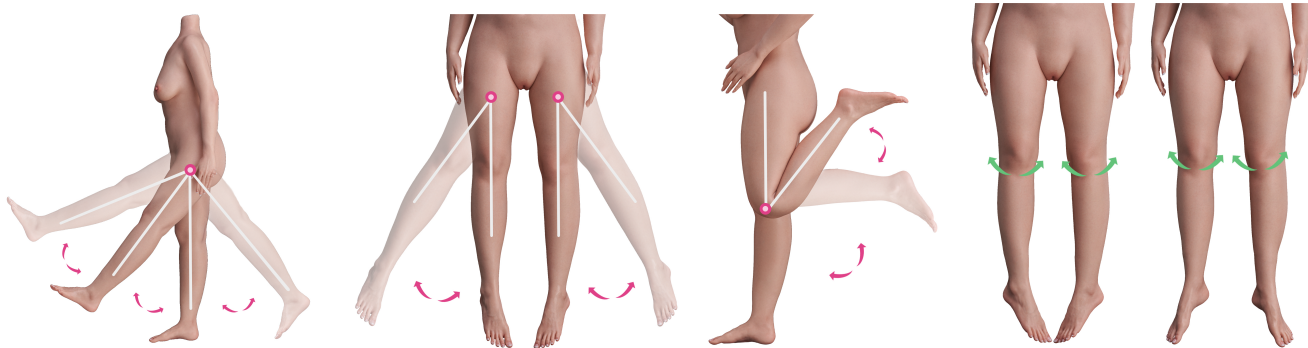
The doll's wrists can bend, straighten, move in all directions, and rotate both palms up and down. Articulated fingers allow for more natural hand poses. Handle with care to prevent damage to the fingertips.

Waist



The doll's waist can be bent forward, backward, and sideways, and it also supports rotation. However, special care should be taken when bending and rotating simultaneously to avoid damaging the structure.

Leg



The doll's legs (including the calves) are capable of a range of movements similar to those of humans. The thighs can be raised forward and backward, as well as at an angle to the side. The knee joints can bend, allowing the lower legs to move forward and backward, and have a slight side-to-side swing. However, there are limits to these movements, and holding these positions for long periods may cause damage to the doll. In addition, please do not allow the doll to sit cross-legged.

Ankles



The doll's ankles can bend and straighten, and can be tilted to the side and slightly raised. It should be noted that even if the doll is wearing high heels, it cannot be made to tiptoe.

Storage Guidelines

1

The best way to store dolls is by hanging them. If you do not have the space to hang the doll, return it to its original box for proper storage.

2

It is important to avoid leaving the dolls standing without any support. Also, the temperature of the storage environment should be maintained at room temperature.

3

During daily storage, do not rub or press the surface of the doll to avoid damage. In addition, make sure that the product is kept away from cookers, open flames and other heat sources with strong heat radiation to prevent deformation and damage to the doll due to high temperatures.

IDODOLL Warranty

We solemnly promise that every doll of IDODOLL is made to order. Every new doll is protected against manufacturing defects in materials and/or workmanship. We ask customers to report defects upon receipt and complete the standard warranty claim process. This process will involve media such as photos, videos, etc. to help us identify the malfunction of the doll. This process is mandatory. The IDODOLL warranty does not cover wear, damage, or performance degradation

Such As:

- ☒ Wear and tear associated with daily use;
- ☒ Damage caused by excessive force or improper use;
- ☒ Damage caused by improper care that violates the recommendations in this care guide;
- ☒ Damage caused by transportation or improper handling;
- ☒ Damage caused by objects or accessories used on the product;
- ☒ Damage caused by clothing or chemicals;
- ☒ Damage caused by natural events such as floods or fires;
- ☒ Damage caused by pets or animals.

If you have any questions, please feel free to contact us. We will be happy to assist you!

Maintenance Guide

1. Preparation before use

Use the heating rod: Insert the UV sterilization heating rod into the tunnel of the doll and heat it for 15 minutes to

enhance your experience and make you feel more real and more hygienic.
Use lubricant: Apply water lubricant to the tunnel of the doll.

*Tips:

- ① We recommend using latex condoms without silicone-based lubricants.
- ② Before using lubricants, it is recommended to apply a small amount of lubricant on the skin for a patch test to check for allergic reactions.
- ③ You can dress up the doll for a better erotic experience. (Note: It is recommended to wash the doll several times before wearing dark clothes, and avoid using sharp objects that may cause harm to the doll's skin.)

2. Cleaning process

Prepare cleaning solution: Mix an appropriate amount of antibacterial soap with water and stir to produce foam.

Cleaning setting: It is recommended to use a shower method, place the doll in a safe place, remove the head before cleaning, and cover the neck joint with a plastic bag to prevent water ingress.

Cleaning the body:

- ① Use your hands or a soft sponge to gently scrub the body of the doll.
- ② If there are stains on the face, wipe gently with a wet cotton swab.
- ③ For private parts, you can use a vaginal douche to clean.

Rinse and dry: Rinse the doll thoroughly with clean water to ensure that there is no residual foam; pat dry with a clean towel, and the private parts can be treated with a drying stick.

Apply talcum powder: After the body is completely dry, apply an appropriate amount of talcum powder or baby powder to keep the skin smooth.

3. Cleaning precautions

Choose a mild detergent: Use an antibacterial soap suitable for silicone, and avoid alcohol or corrosive ingredients.

Avoid rough tools: Do not use hard sponges, steel brushes, etc. to avoid damaging the skin.

Thoroughly clean the inside: Use the recommended cleaning tools to thoroughly clean the internal channels and ensure that they are dry to prevent bacterial growth.

Avoid soaking in water: Do not soak the doll for a long time to prevent moisture from penetrating the interior and causing damage.

Gently dry: Gently pat the surface dry with a towel, and avoid rubbing hard to prevent scratching the skin.

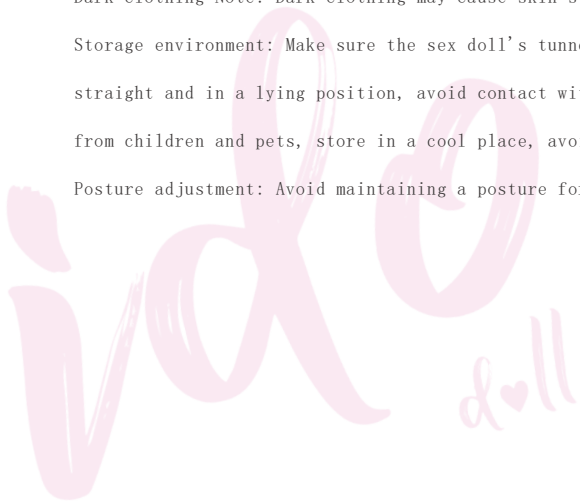
4. Daily maintenance recommendations

Cleaning frequency: Clean after each use, or every 10-20 days if the frequency of use is low.

Dark clothing Note: Dark clothing may cause skin staining. It is recommended to wash and test color fastness before use.

Storage environment: Make sure the sex doll's tunnel and skin are completely dry when stored, make sure the doll's limbs are straight and in a lying position, avoid contact with sharp objects to prevent damage to the doll's skin, keep the sex doll away from children and pets, store in a cool place, avoid long-term sun exposure to prevent accelerated material aging.

Posture adjustment: Avoid maintaining a posture for a long time, adjust in time to prevent skin wrinkling.



5. Common problems

Standing function: Always attempt to stand the doll on a secure support to avoid stressing the structure or causing surface wear.

Eyelashes fall off: Professional glue can be re-pasted, contact customer service to purchase.

Silicone oil seepage: Silicone will release a small amount of oil, clean regularly, and keep dry with talcum powder.

Condom use: Use food grade silicone, no condoms are required, but it can reduce the workload of cleaning.

Makeup Falling: Makeup is durable, but it may fade if rubbed vigorously.

Eye Adjustment: You can adjust the position of the eyeball by gently pressing it with your hands, or using tools to carefully replace the eyeball.

Wrinkles and Dents: Adjust your posture and wrinkles will disappear after resting. If necessary, apply a warm, wet towel to the affected area.

6. Warnings for Use and Storage

Minor Defects Description: Small bubbles or color differences are normal.

Safe Use: Avoid contact with sharp objects, water-based lubricants, and alcohol-containing perfumes.

Realistic Makeup Maintenance: Makeup will fade with cleaning and friction. It is recommended to use smooth fabrics and change clothes gently.

Storage Method: Store flat or hang in a cool and dry place to maintain shape and reduce loss.

High Temperature and High Altitude Handling: If you are in hot weather or at high altitudes, the doll's skin may swell. In case of skin swelling, gently vent with a needle until it recovers.

IDODoll Disclaimer

- 1.The doll's head and body are freely created by the sculptor and there is no imitation of any real person's portrait.
- 2.Due to the doll's adult product nature, it is strictly prohibited for those under 18 to use or purchase. Store the doll properly and keep it out of children's reach.
- 3.Displaying naked dolls in public is forbidden. The manufacturer will not be held responsible for any consequences.
- 4.The doll is a personal item. The manufacturer is not responsible for the spread of diseases caused by unauthorized actions.

For more help, please visit the official website: <https://www.idodoll.com/> or contact us at: service@idodoll.com.

